

# HOW TO OPEN AND FUND LIBERTY RESERVE

Liberty reserve is one of the online banks. It does not restrict some countries as paypal would. It is more flexible and more convenient to use than paypal. In this eBook we will be talking on how to open a liberty reserve account and also on how to fund it. First lets start with opening of the account.

To open a liberty reserve account make sure you have a valid email address you will use for the registration because your account information will be sent to the email address you provided.

Then go to [www.libertyreserve.com](http://www.libertyreserve.com) and the site will open, the sample of the site is below. After that click on create account the place circled in the sample.



The next page that will open will look like the one below.

## Registration: Part 1 of 2

Thank you for deciding to open a Liberty Reserve account. Please follow directions carefully to avoid mistakes and delays during the registration process.

Fields marked with asterisk ( **\*** ) are required.

### Account Information

* First Name	<input type="text"/>
* Last Name	<input type="text"/>
* Account Name	<input type="text"/>
* E-mail	<input type="text"/>
* Re-enter e-mail	<input type="text"/>

### Security Information

Password, login PIN and master key will be automatically generated for your account.

* Security Question	Select Question <input type="button" value="v"/>
* Answer	<input type="text"/>
* Personal welcome message	<input type="text"/>

Enter the code (turing number) shown on the image

(Note: If you cannot read the numbers, click on it to generate a new one)

2359

If you agree with [Terms of Our Service](#) click "Agree" to continue the registration.

Agree

Disagree

Fill in your information in the form provided and enter the turing number as provided and click on the [agree](#) button.

The personal welcome message is a welcome message that shows whether you are on the correct liberty reserve homepage. You are the one to provide what you want it to display each time you log on. If it displays anything other than what you provided then you are not on the correct liberty reserve homepage.

After filling your information and clicking on agree, the next that will open will require that you log in to your account to complete your registration process.

## IMPORTANT

Your registration is **NOT** yet complete! You **MUST** login to activate your account and complete your registration!

An e-mail containing your new **account number** was sent to your e-mail address. Please check your spam folder if you cannot find our e-mail. You may try to open a new account with a different e-mail if you fail to receive our e-mail.

Please use your account number and the following login information to [login](#) to your account and **complete your registration**.

Listed below is your login information. Please print it or write it down:

Password 5b92753bk9

Login PIN ~~3744~~

Master Key ~~SECRET~~

Security Question City of Birth

Answer    abakaliki

The above information will not be e-mailed to you for security reasons. For increased security we recommend not to store this information on your computer.

Please [login](#) to activate your account and complete the registration.

Copy down or print the information shown above before logging in for they are what you need to log into your account and to successfully send money.

After successfully logging into the next is to fund your liberty reserve account.

To fund your liberty reserve account you need to visit some online sites that offer such services. I will be telling on how to fund your account with one of the those sites, which is [www.nigeriagoldexchange.com](http://www.nigeriagoldexchange.com)



## LIBERTY RESERVE

WHEN IT COMES TO LIBERTY RESERVE, WE OFFER THE BEST RATES. OUR FAST AND cheap services ensure that you get the best value for your money. Buy and sell your Liberty Reserve today with [NigeriaGoldExchange.com](http://NigeriaGoldExchange.com)

[get started](#)



## WELCOME ONLINE

WITH THE GLOBAL DEMAND FOR E-CASH AND ONLINE PAYMENT SOLUTION, WE HAVE created a cutting-edge internet technology to deploy an efficient and reliable e-currency exchange and epayment services to our numerous ..

[details](#)

### RELIABLE SUPPORT TEAM

EXCELLENT CUSTOMER SUPPORT SERVICE



**Professional Support Team**  
We put in our best to ensure that our esteem customers are well satisfied. We also have one of the best team in the epayment industry. [See more](#)

- Buy and Sell Liberty Reserve - Fast and Reliable
- Start Paying Online With Our Virtual Visa Card
- Open, Verify And Fund PayPal Account
- Open, Verify And Fund AlertPay Account
- Purchase Online With Our Pay4Me Service

### PROFESSIONAL SERVICES

OUR UNBEATABLE E-PAYMENT SERVICES



**Fast Liberty Reserve Funding Services**  
We SELL @ **N170** and BUY @ **N155**. Have you Liberty Reserve account funded within an hour with SMS notification.



**Disposable Virtual Visa Credit Cards**  
You can get our Virtual Credit Cards (VCC) and have your PayPal/eBay Accounts verified or shop online.



**PayPal Verification And Funding Solution**  
If you have difficulties opening and verifying your PayPal account, you will find this service very valuable.

Click on the buy and sell liberty reserve section and a page like the one below open

8. A scan copy of your Government Issued Identity Card like Int'l Passport, National ID Card or Driver's License (Expired documents will not be accepted).

9. A scan copy of your recent bank statement as Proof of Address.



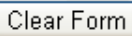
Please, use the format above and forward all the details and documents as an attachment to: [bestservice@nigeriagoldexchange.com](mailto:bestservice@nigeriagoldexchange.com)

When we receive these documents, we shall visit your bank and other government agencies to confirm them. After satisfactory verification, you will be approved to transact higher amount of e-currency funds with us.

**If you are already a Verified Member or trading within \$100 per day, do click on either Buy or Sell tab as seen below.**

Buy Liberty Reserve	Sell Liberty Reserve	Calculator
<p>We SELL @ <b>N170 per 1USD</b>. Buy your Liberty Reserve by clicking the button below.</p> <p><b>BUY LIBERTY RESERVE</b></p> <p>Ensure you calculate the correct amount you are transacting base on the current exchange rate before proceeding. This is to avoid unnecessarily delay of your order.</p> <p>If you have any question, visit our <a href="#">FAQ</a> page or <a href="#">Contact Us</a> here.</p>	<p>We BUY @ <b>N155 per 1USD</b>. Sell your Liberty Reserve by clicking the button below.</p> <p><b>SELL LIBERTY RESERVE</b></p>	

Click on the buy liberty reserve tab.

City *	<input type="text"/>
State *	<input type="text"/>
Amount To Buy (Must not be less than \$5 *)	<input type="text"/>
LR Account Name *	<input type="text"/>
LR Account Number *	<input type="text"/>
PayPal/AlertPay Email ID (optional)	<input type="text"/>
Phone Number (Etisalat, Glo, MTN & Zain only) *	<input type="text"/>
Email Address *	<input type="text"/>
How did you hear about us?	<input type="text"/>
	
Please type the code shown in the image: *	<input type="text"/>
<p>Type codes shown above as they are without space in between.</p>	
<div> </div>	

The page that will open will be like the one above, so you fill in the details required and you click on send. After clicking on send then they will show you the banks they use and its account numbers you choose the bank of your choice and go and make the necessary payments. Before I forget they charge #170 to \$1US. After payment you come back to the site and go to where you filled the form to notify them of the payment. The teller number of which you used to make the payment is needed in this section.

Before you place order that is above **\$100**, make sure you are a **Verified Member**. To place order, fill the form below and the instructions on how to make payment will be sent to your email address in seconds.

After payment, come back to this site and **notify** us of your payment.

Your Full Names \*

Address \*

City \*

State \*

Amount To Buy (Must not be less than \$5  
\*)

LR Account Name \*

LR Account Number \*

PayPal/AlertPay Email ID (optional)

Phone Number (Etisalat, Glo, MTN & Zain  
only) \*

Email Address \*

How did you hear about us?

You click on the notify link and a page opens where you will notify them about your payments. Fill in the form with the required information and submit it. After submitting it your money will be transferred within few hours.